


Gorilla Mask

PAGE ONE OF TWO



MASK BASE
X2



EYEBROW
X1

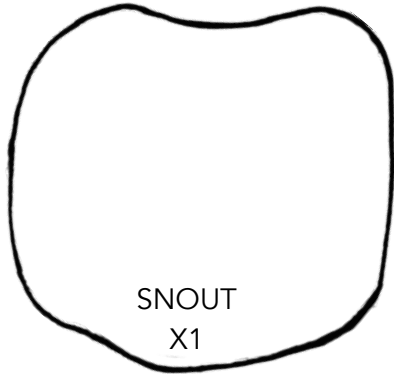


NOSTRILS
X2



Gorilla Mask


PAGE ONE OF TWO



SNOUT
X1

Colours:

BLACK: BASE, NOSTRILS
DARK GREY: INSET, SNOUT



MASK INSET
X1

Instructions:

1. PIN BOTH LAYERS OF THE MASK BASE TOGETHER. INSERT ELASTIC AT EDGE NEAR EYES. SEW AROUND THE OUTSIDE EDGE AND AROUND THE EYES.
2. LAY THE INSET ON TOP OF THE MASK, SEW AROUND THE EDGE AND AROUND THE EYES.
3. LAY THE SNOUT ON THE MASK, AND SEW AROUND THE EDGES.
4. LAY THE NOSTRILS ON THE SNOUT AND SEW AROUND THE EDGES.
5. TRIM THREADS AND ENJOY!

